

Year 8
Parent Learning group

Term 1, Week 6 2022



PLG Focus



- *Important Dates*
- *Welcome to Year 8 – an organisational focus*
- *Assessment Program and Study Support*
- *Learning Reflections – Looking Back and Forward*
- *Our School Directions for 2022*
- *KLA presentations Science and English for Year 8*
- *Year 8 Year Advisor Mr Mitch Jones*



MARK YOUR
CALENDAR!

Tuesday 8th March – School Photos
Catch up

Monday 21st March Harmony Day

Thursday 1st April – Last day of Term

Wednesday 27th April – 1st day of
Term 2

Thursday 28th April Anzac Ceremony

Friday 29th April – Athletics Carnival



SCHOOL UNIFORM

All items of school uniform are available for purchase in the school uniform shop at the advertised times. The school is the sole supplier of uniform items and all uniform is available 'off the shelf' during shop opening hours. All students are expected to wear full school uniform every school day. The uniform items are displayed inside the back cover of this diary.

SHOP DETAILS

Uniform shop opening hours during school terms are:

Monday 8.00am - 12.00pm, Thursday 1.00pm - 3.30pm

The uniform shop can be contacted during opening hours by:

Email: merewetherhigh@alinta.com.au Phone: 0401 725 885

SCHOOL SHOES

Important guidelines in relation to Workplace Health and Safety (WH&S) exist for student footwear. School shoes are black, enclosed, hard-covered shoes that protect the whole foot. On Wednesdays, students are to wear joggers that are hard covered and fully enclosed.

Acceptable Shoe Styles



Hard-covered enclosed leather sports shoes, Wednesdays only.

Unacceptable Shoe Styles



JUNIOR UNIFORM - Years 7, 8, 9			
(A)	DRESS UNIFORM (Everyday, formal and representative wear).	(A)	DRESS UNIFORM (Everyday, formal and representative wear).
Shirt:	Ice blue shirt	Skirt:	Dark Tartan, double pleated skirt
Trousers:	Dark Blue cotton drill plain slacks. Dark Blue Cotton drill fitted shorts	Slacks:	Dark blue slacks
Jumper:	Navy V neck with blue and silver stripes at neck, cuff and basque	Shorts:	Dark blue fitted unisex shorts
Socks:	White with shorts, black with slacks	Blouse:	Ice blue shirt
Shoes:	Black leather (school/business style) only	Shoes:	Black leather - school/business style (covering toe section)
(B)	SPORTS UNIFORM (sports day, physical education wear only).	Socks:	Short white ankle length
Shorts:	Microfibre Sport Shorts	Jumper:	Navy with V neck - sky blue and silver strip at neck, cuff and basque. In winter, stockings or panty-hose (navy or black colour) may be worn
Shirt:	Collared polo school sports shirt	(B)	SPORT UNIFORM (sport day, physical education wear only).
Socks:	White	Shorts:	Microfibre Sport Shorts
Shoes:	Track or athletic shoes (only to be worn for PE and Sport)	Shirt:	Collared polo school sports shirt
Hat:	To be encouraged	Socks:	White
Tracksuits:	Unisex. School Tracksuit - Track Top and Track Pants.	Shoes:	Track or athletic shoes (only to be worn for PE and Sports)
Jacket/Jumpers:	MHS sports jackets & jumpers are only worn on Wednesday	Hat:	To be encouraged
The sports uniform is also worn for physical education lessons.		Tracksuit:	School Tracksuit - Track Top and Track Pants
		Jacket/Jumpers:	MHS sports jackets & jumpers are only worn on Wednesday
		The sports uniform is also worn for physical education lessons.	
SENIOR UNIFORM - Years 10, 11, 12			
Shirt:	White shirt Everything else as above	Blouse:	White blouse (side splits) Everything else as above



New classes
Settling in well
Electives and choice
Guidance Focus Term 1



High Expectations



Organisation/Goal Setting/Using Diary

child protection and WH&S reasons why the wearing of school uniform is essential. It is the school's expectation that all students will wear full school uniform every day.

Procedures To Follow at Merewether High School

IF YOU ARE ABSENT FROM SCHOOL
A note of explanation from your parent or caregiver is to be given to your first period Teacher on the first day you return to school. It is most helpful, if you are away to have your parents phone the school on 49693855 or send an email to the school email address to verify the absence and to have your absence officially recorded. A page of school absence notes is provided in this diary for your convenience.

YOU ARE LATE TO SCHOOL
Report to the reception desk for a late pass. Show this pass to your teacher and get it signed by the first teacher you have that day. In some cases you may need to get this signed by your parents and return it to the class teacher on the following day.

YOU WISH TO LEAVE EARLY
You must bring a note from your parent or caregiver to the front reception desk before school. This note should detail the time and reason for early leaving. When you are leaving, sign out at the computer register at the front office.

YOU ARE SICK
Ask your teacher for a note to go to the front office. Inform the person at the front desk of your condition.

YOU CHANGE YOUR ADDRESS OR PHONE NUMBER
Collect a form from the Administration Office. Ask your parents to complete the form and return it to the school the next day. At the same time a new bus/train form with the change of address needs to be obtained, filled in and returned.

YOU HAVE LOST YOUR BUS PASS OR TRAIN PASS
Collect a form from the Administration Office and you will be informed of the place to go and the cost involved to obtain a new pass.

YOU DIDN'T UNDERSTAND THE TEACHER
Ask for assistance during the lesson or go at lunchtime or recess to see the teacher. Bring your books with you to help pinpoint the problem and ask for help.

YOU HAVE FORGOTTEN YOUR SPORTS GEAR / LESSON MATERIAL
Speak to the relevant teacher about the consequences. You will not be allowed to go home to collect the correct gear. Make sure you write in your diary to bring the correct items for all future lessons.

YOU HAVE A GOOD IDEA ABOUT THE SCHOOL
See your Student Representative Council member who will know how to publicise it.

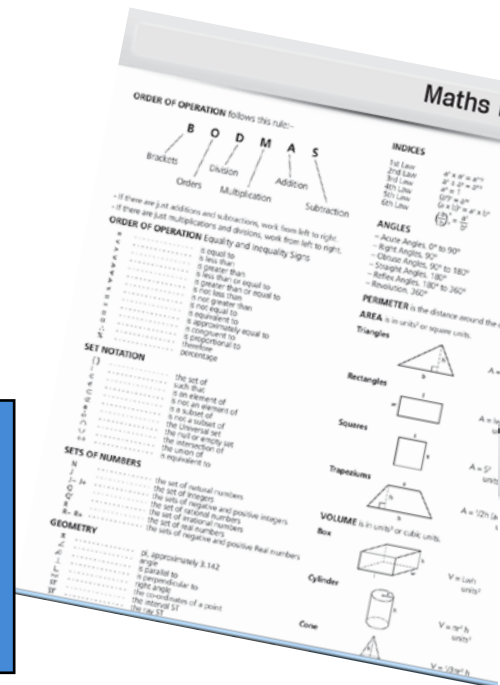
YOU ARE OUT OF UNIFORM
You must have a signed, dated note from your parent or caregiver stating the reason why you are out of uniform. You must collect a uniform pass from the HT Teaching and Learning or Deputy Principal. There are important child protection and WH&S reasons why the wearing of school uniform is essential. It is the school's expectation that all students will wear full school uniform every day.

YOU FEEL YOU ARE INVOLVED IN CONFLICT ...
SAY NO TO HARASSMENT
At Merewether High School, all students and staff have the expectation that they can learn and teach in a happy and safe environment. You can report any concerns and seek support from your Year Adviser, The HT Teaching and Learning or any staff member.
Our Wellbeing Team has worked with staff and students to identify issues related to bullying and harassment.

nts and staff have the expectation that they can learn and teach in a happy and safe environment. You can report any concerns and seek support from your Year Adviser, The HT Teaching and Learning or any staff member.
Our Wellbeing Team has worked with staff and students to identify issues related to bullying and harassment.

h staff and students to identify issues related to bullying and harassment. Strategies to respond to issues that may arise. These strategies support a co-operative school culture.
ng is to NOTIFY (you need to tell someone about the problem) - VERIFY - ACT (we will then put strategies in place to help resolve the problem).

GET IT OUT THERE AND VISIBLE!



MHS Award System

Bronze, Silver and Gold Awards Scheme
The Merewether High School Bronze, Silver and Gold Awards are designed to recognise excellence in all round performance by students and publicly acknowledge their participation and performance in a wide range of school activities. The criteria for issue of a Bronze, Silver or Gold Award would be achievement in at least four of the following areas of school life:

MHS Academic Awards Scheme
STAGE 4 & 5
Principal's Letter of Recognition
Criteria: Any area of Recognition Determined by: Class teacher
When awarded: End of Terms 1 and 3
Recognition of Student Achievement
Criteria: Any area of achievement Determined by: Class teacher

Planner - Term 2

WK	Monday	Tuesday	Wednesday
1A	20 Apr School Development Day	21 Apr All students return Year 12 Meeting	22 Apr Crew Country Carnival
2B	27 Apr Anzac Day - In line Saturday	28 Apr	29 Apr
3A	04 May	05 May Year 7 PLG Year 12 Reports issued	06 May
4B	11 May Year 12 Academic Review conferences	12 May Year 7 & 9 NAPLAN Year 12 Parent Teacher Interviews	13 May Year 7 & 9 NAPLAN Year 7 & 9 NAPLAN
5A	18 May Year 11 Mid Course exams Years 7-9 Blackout Period commences	19 May Year 11 Mid Course exams Year 9 PLG	20 May Year 11 Mid Co exams
6B	25 May Years 7-9 Sem 1 exams	26 May Years 7-9 Sem 1 exams	27 May Years 7-9 Sem 1
	01 Jun	02 Jun	03 Jun

Have you had a look?

Assignment Referencing Requirements

When completing any work requiring a bibliography or reference list the following guidelines indicate the forms to use. At MHS, we use A.P.A. American Psychological Association format, unless another format is required by your teacher.

BOOK
One Author: Author's name. (Date). Title. Place of Publication: Publisher.
e.g. White, Mary. (2003). *Earth alive*. Sydney: Rosenberg.
Two or Three Authors: Author's name. (Date). Title. Place of Publication: Publisher.
e.g. TIMMS, L.J., OLE, J.C. and MILLS B.R. (1999). *Basic chemistry*. New York: McGraw-Hill.
Editor: Author's name. (Date). Title of article. Title of Journal. Volume (issue), pages.
e.g. ELLIE. See (ed.) (2001). *Fundamentals of biology*. London: Penguin.

JOURNAL ARTICLE in print
Author's name. (Date). Title of article. Title of Journal. Volume (issue), pages.

MY GOALS FOR 2020

Setting SMARTER Goals in 7 Easy Steps

Reason Goal 1 is important to me.....

Reason Goal 2 is important to me.....

	My Goals	Goal 1 / Date	Goal 2 / Date
1	Specific Exactly what is it you want to achieve in your education or personal life? Good goal statements explain: what, why, who, where and when. The more specific and to the point, the easier it will be to achieve it.		
2	Measurable You must be able to track progress and measure the result of your		

Suggest sharing once a week





Suggestions for use

Day by day recording of things to do, H/W, reminders

How successful is it? Are they marking it off, transferring dates.....
Time Management!

Place to record, review and reset goals –AFFIRMING

Revisit GOALS – discuss them, amend them, **LET THEM GROW**, Celebrate achievements!

Term Planner, School Calendar, School term by term.

Let this be your record – transfer all assessment dates, excursions and events.... THEN ONTO HOME CALENDAR

Policies, Study Tips, Proof Reading, Referencing Guidelines

Also for you as a guide – reinforce prior to submission → may provide a new focus or direction



Daily /Weekly MOODLE Check

A Learning Space – Co-design. Harder to build as each year passes!

Move dates and deadlines along – part of a plan.

Summaries WEEKLY Update

Reaching GOALS – don't just have them, how will you get from A→B

SHARE YOUR PLAN FOR THE WEEK

HOW EFFECTIVE WAS LAST YEAR?

It's OK not to achieve a target...re set the target

Revisit – RENEW, REDO → IMPRINT!

PACK for TOMORROW
Set time and Plan

POSTERS
CHECKLISTS
GOALS



Assessment Calendars

Issued last Wednesday (purple)

Forward Planning Tool (may vary slightly)

Indicates weeks of tasks, not days or details

Notifications with task outline issues a minimum of two weeks prior to date → diary, fridge.....share the love!

Awareness exercise

Be ready to receive notifications – time

Year 8 TERM ONE 2022

Week	MONDAY	TUESDAY	WEDNESDAY	THURSDAY	FRIDAY
0	24/1	25/1	26/1 Australia Day Public Holiday	27/1	28/1 School Development Day 1
1A	31/1 School Development Day 2	1/2 Year 7, 9 and 11	2/2	3/2	4/2
2B	7/2	8/2	9/2	10/2	11/2
3A	14/2	15/2	16/2	17/2	18/2
4B	21/2	22/2	23/2	24/2	25/2 Cartooning
5A	28/2	1/3	2/3	3/3	4/3 Drama
6B	7/3 Drama PASS	8/3	9/3	10/3	11/3 Music Food Technology
7A	14/3 Elective History Engineering	15/3	16/3	17/3	18/3 PASS
8B	21/3 English History Japanese Mathematics	22/3 D & T CAD/CAM	23/3	24/3	25/3 PDHPE
9A	28/3 Technology A & F & M Commerce Geography	29/3	30/3	31/3	1/4
10B	4/4 Music Visual arts Engineering Technology Man RSA	5/4	6/4	7/4	8/4



Week	MONDAY	TUESDAY	WEDNESDAY	THURSDAY	FRIDAY
0	24/1	25/1	26/1 Australia Day Public Holiday	27/1	28/1 School Development Day 1
1A	31/1 School Development Day 2	1/2 Year 7, 9 and 11	2/2	3/2	4/2
2B	7/2	8/2	9/2	10/2	11/2
3A	14/2	15/2	16/2	17/2	18/2
4B	21/2	22/2	23/2	24/2	25/2 Cartooning
5A	28/2	1/3	2/3	3/3	4/3 Drama
6B	7/3 Drama PASS	8/3	9/3	10/3	11/3 Music Food Technology
7A	14/3 Elective History Engineering	15/3	16/3	17/3	18/3 PASS
8B	21/3 English History Japanese Mathematics	22/3 D & T CAD/CAM	23/3	24/3	25/3 PDHPE
9A	28/3 Technology A & F & M Commerce Geography	29/3	30/3	31/3	1/4
10B	4/4 Music Visual arts Engineering Technology Man RSA	5/4	6/4	7/4	8/4

Do the transfer!

Emphasise a
2 week plan



Time to Reflect...

Year 7 Learning Reflection

Year 8 Learning Reflection

Year 9 IBL Presentations

Year 12 Pre Academic Review meetings and Academic Review meetings

Encourage Mentors – your role in the junior years



Learning Reflections

The beginning of a process examining

Small Group Interaction and sharing – supportive, positive suggestions and comments

What can I do?

What can't I do?

How can I do better?

What goals do I need to set?

Task reflections, goals set and shared and identifying strengths and areas for development in learning and task management

Feedback sheets generally outlined what was shared, discussed and how they interacted. Did they discuss with you??



LEARNING REFLECTIONS Outcomes

Today I Shared With My Peers: What time management, how enjoyed most task

By being part of this group I have learned: they are here for us!

What are the 2 most important things you learnt through this task.

- How to use library techniques
- To elaborate on everything

Does the task reveal any areas that you believe could be improved upon next time (improve or maintain this)?

Better study of the story

b) to ensure you completed all the task components?

I did not complete all components of the task to do so by limiting the time I spend on

What are the 2 most important things you learnt through this task.

- I need to improve my maths.
- I need to complete homework frequently

Does the task reveal any areas that you believe could be improved upon next time? (improve or maintain this)?

Most areas but esp. linear equations and equal completing set homework

Year 8 Learning Reflection

Task Reflection



(This reflection sheet should accompany each work sample in your Leadership and Learning folder)

Name Year 8 Music Exam Teacher Mrs Sutherland/Pettingall

Subject Music Unit/Topic Yr 8 Music

What were you required to do: Complete multiple choice and short answer questions as well as listening responses

Due Term 4 I submitted this work: Early / on the due date / late NA

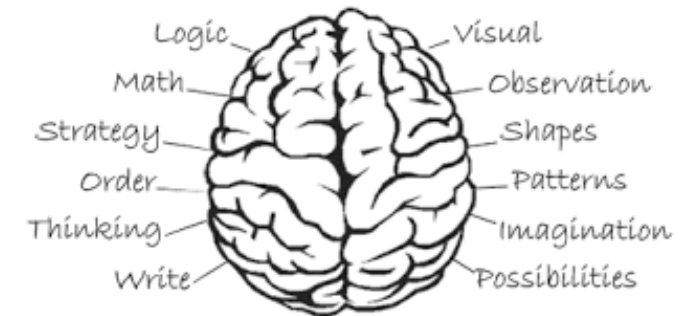

The highest grade/mark possible was 36 The grade /mark I achieved was 44.5



Building Habits in Study

Time to start distinguishing between homework and study

- › Regular review of the learning completed in class and making.
- › Try to engage both the Left Brain and Right Brain for maximum impact
- › Left Brain – tunes into logical step-by-step teaching and learning such as the teachers notes.
- › Right Brain looks for patterns and connections and relevance to your world.
- › Suggest students combine notes, colours, visuals, mind mapping, graphic organisers – prompts on the wall!

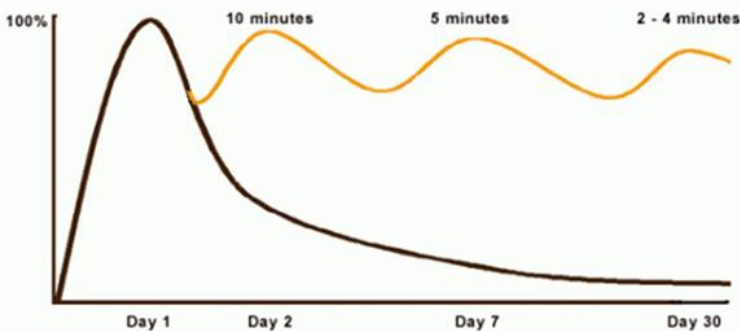




Study Strategies – combat the curve of forgetting!

Study strategies, editing tips and time management tips in school diary

- › Differing approaches
- › Exchanging Ideas
- › Summary Cards
- › Use their phone – voice recorder
- › Rhyme and Routine

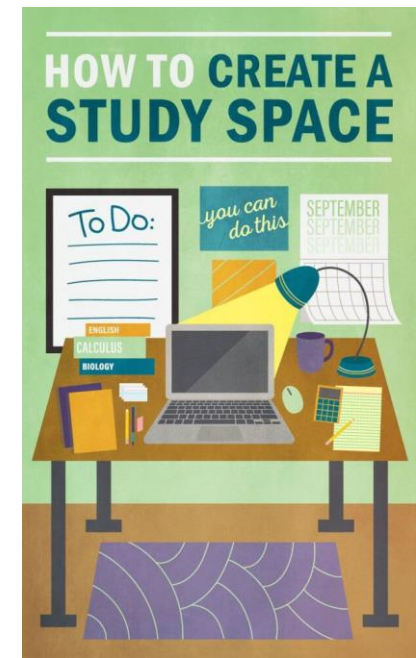


Minds are like parachutes, they only function when open" – Thomas Dewar



STUDY CHECKLIST

- › Environment - Not on the bed or in front of the TV!
- › Create a place now – build pride
- › Minimise Distractions
- › Organised space
- › Plan your study session – is there a set time each night
- › TO DO List or planning list (*share it!*)
- › 30 mins focussed study a night – perhaps pick a subject a night (can increase over time)
- › It is about building the habit not a “must do”!
- › NO PHONES



“All things good to know are difficult to learn” Greek Proverb



**MEREWETHER
HIGH SCHOOL**



**Junior
Leadership
Challenge Passport**

Encourage Participation

Support of
School Programs

Representation

Recognition of Attitude

Social Justice

Community
Involvement

Academic
Achievement

Each of the five challenges requires specific criteria in order to fulfil the requirements of the passport.

CHALLENGE 1 – School Carnival.

Please ensure you are signed off by a teacher at the carnival who can verify you have participated in events.

CHALLENGE 2 – Academic Achievement

20 merit certificates in at least 3 different faculty areas need to be received and signed off by your Year Advisor.

CHALLENGE 3 – School Representation and Service

Students are required to have participated in two areas in Challenge 3. These may include debating, Mock Trial, Anzac Memorial Service, choir, band, community art exhibitions, SRC, robotics, library service, regional/state/ Australian subject related competitions, public speaking, Duke of Edinburgh, school sport representation, regional or state music, drama, dance or aerobics activity etc.

**The Merewether High School
Leadership Challenge**

The Merewether High School Leadership Challenge provides opportunities for junior and senior students to demonstrate and develop their leadership capacity through participation in and contribution towards, a wide range of school and community activities.

Junior students are to return their completed Passports to Ms Gilbertson by Week 2, Term 4 in order to be presented a Principal's Leadership award at the end of year assemblies.

N.B. Your Leadership Challenge passport may be active over 1, 2 or 3 years.

Name of Student: _____

Student Signature: _____

Date: _____



LEADERSHIP CHALLENGES



Challenge 1 – School Carnivals - attend and participate in the swimming, athletics and cross-country carnivals

Challenge 2 – Academic Achievement - attain 20 merit certificates for Junior Leadership Passport

Challenge 3 – School Representation and Service, which may include activities such as debating, choir, band, SRC, sports, competitions etc. Two areas of service need to be completed for the Junior Challenge.

Challenge 4 – Community and/or School Service, where students volunteer their time for the benefit of others. This may include Clean Up Australia Day, Red Shield Appeal, library service, blood donations, coaching teams, Landcare etc. One area of service to be completed for the Junior Challenge.

Challenge 5 – Attitude and Commitment, the relevant Deputy Principal signs off on the student's outstanding work ethic, uniform, attendance and behavior.



HSC EXCELLENCE



- First in Course
 - Delta Hateley: 1st Earth & Environmental Science
 - Sophie Loisselle: 1st Society & Culture
- State Rankings
 - Neve Eardley: 2nd Earth & Environmental Science
 - Cooper Ivory: 2nd Engineering Studies
 - Patrick Pettett: 7th Engineering Studies
 - Grace Pham: 3rd French Beginners
 - Kepei Tan: 2nd Geography
 - Emily Bryant: 7th Hospitality Exam





HSC EXCELLENCE



- 5 All Rounders
 - Laura Fernando
 - Sam Keogh
 - Charlotte Patterson
 - Kepei Tan
 - Tess Wheeler
- 286 Distinguished Achievers (772 Band 5/6s)
- 2021 Dux: Kepei Tan 99.1
- 50th HSC School Rankings (highest placed school in the region)





School Planning 2021 - 2024



Strategic Directions and Purpose Statements

Strategic Direction 1 – Student growth and attainment



Purpose

In achieving school excellence we ensure our students demonstrate growth in their learning through explicit, challenging and evidence based teaching practices. Teachers actively engage with student data to inform teaching to ensure students maximise their educational potential.

Strategic Direction 2 – Professional practice



Purpose

All staff engage in professional practice to embed a positive learning community where professional growth and collaboration continuously improves the quality of learning, teaching and leading.

Strategic Direction 3 – Student and Staff wellbeing



Purpose

Staff nurture, enhance and develop the individual talents of students so that they are supported to achieve excellence in all aspects of school life.



2022 HSC Results



- *How can we create a culture of continuous improvement for ourselves and our students?*
- *What can we do better/differently in our classes to ensure incremental gains for EVERYONE?*



MEREWETHER HIGH SCHOOL

IDENTIFY THE
POTENTIAL

DEVELOP THE
TALENT

MAKE THE
DIFFERENCE

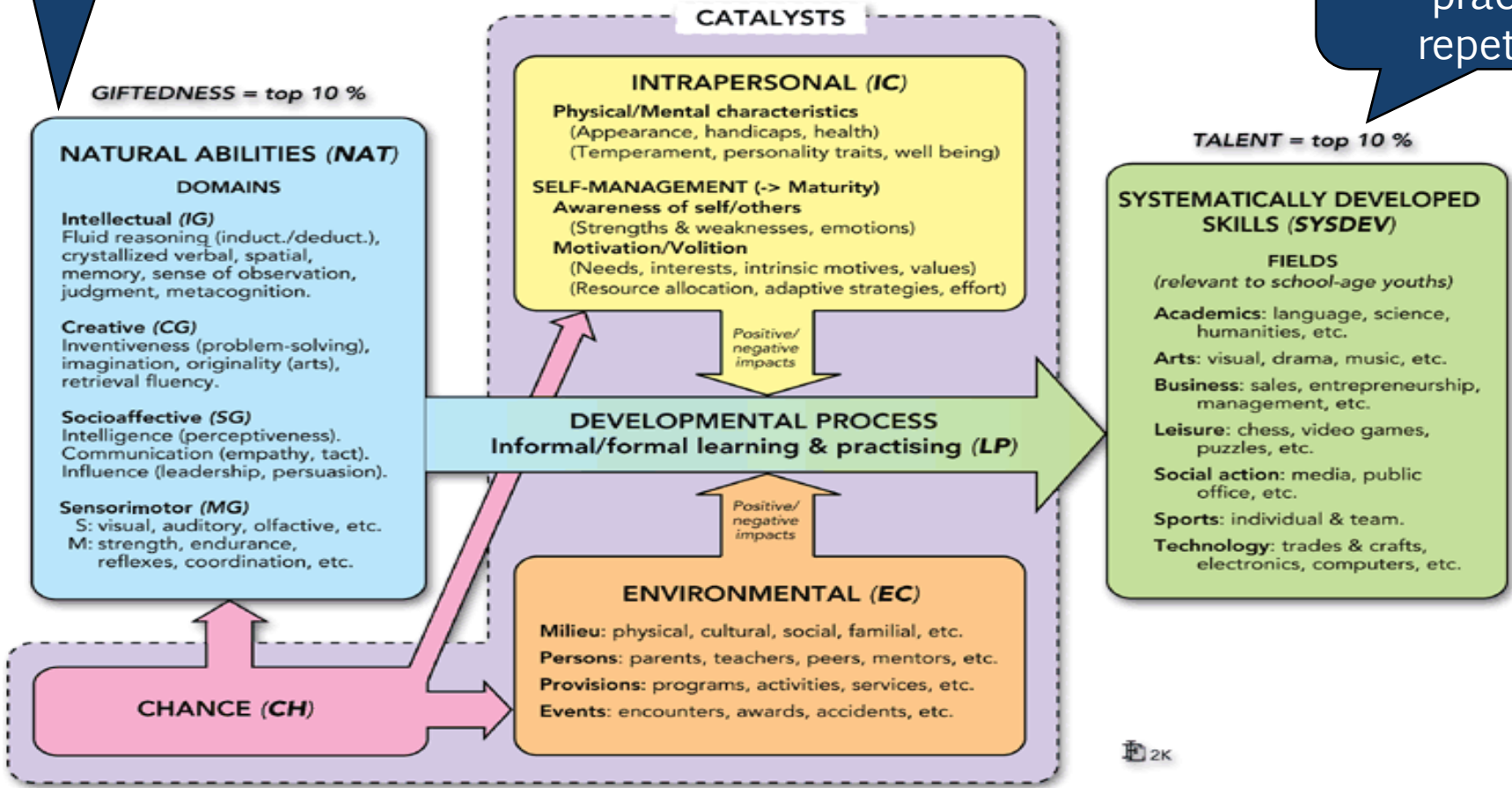


Our Challenge

May have many

Developed through training, practise, repetition

Gagné's Differentiated Model of Giftedness and Talent



These impact on how we show or develop talents

SOCIAL MEDIA

- › What are they on?
- › When are they on?
- › How much do we know?
- › How can we help?



SMART PHONE
TABLETS
LAPTOP





What you need to know about 'vaping'

Get the facts on e-cigarettes and talk to your child about vaping so they can make a healthy choice.



Vaporisers can look like common objects like highlighters, pens and USB drives.



EMPHASISE RESPONSIBLE USE

- › *Digital Footprint / Profile follows us*
- › *Illegal transmission of inappropriate images*
- › *Once it is deleted, it isn't deleted*
- › *Block, shut out, defriend*
- › *Think before they post*



OPEN Communication is the key
Responsible usage
DON'T DRIVE IT UNDERGROUND

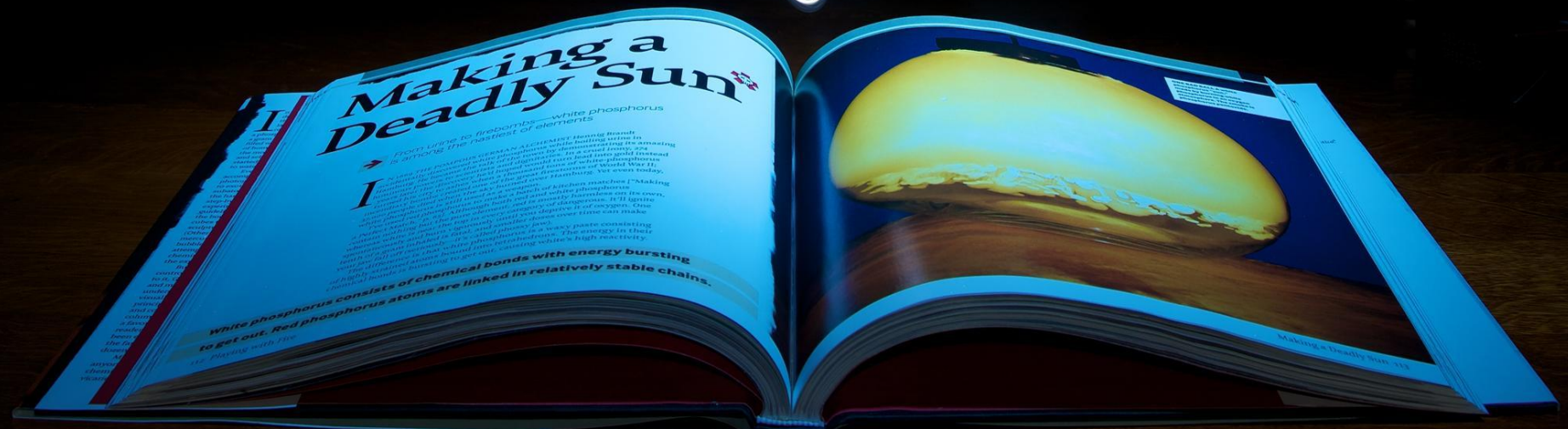



KLA – English - Mrs Angela Colbert





Science





**WORLD'S
GREATEST
SHAVE**



Merewether High School

We're taking part in World's Greatest Shave to help beat blood cancer.

[Donate to us](#)

or [Sign up and join our team](#)

Share our page [f](#) [t](#) [in](#)



We've raised
\$57,794.15


of our goal
\$80,000



Q&A



THANK YOU



Thankyou for attending.

Please forward your feedback and areas you would like covered in future PLGs to me via email.

Jane.crooks1@det.nsw.edu.au